

# Addison

## Housing Affordability Snapshot



Sunrise County  
Economic Council

### Median Home Price



About 4× the local  
median income

### Income to Afford a Home



**A \$15K annual shortfall**  
between income needed and actual

### Who Can Afford a Home?



■ 38% affordable  
■ 62% unaffordable

Source: Maine State Housing homeownership program metrics (2025).

# Alexander

## Housing Affordability Snapshot



Sunrise County  
Economic Council

### Median Home Price



About 4× the local  
median income

### Income to Afford a Home



**A \$8K annual surplus**  
income exceeds what's needed

### Who Can Afford a Home?



■ 59% affordable  
■ 41% unaffordable

Source: Maine State Housing homeownership program metrics (2022).

# Baileyville

## Housing Affordability Snapshot



Sunrise County  
Economic Council

### Median Home Price



About 3× the local  
median income

### Income to Afford a Home



**A \$9K annual surplus**  
income exceeds what's needed

### Who Can Afford a Home?



■ 56% affordable  
■ 44% unaffordable

Source: Maine State Housing homeownership program metrics (2023).

# Beals

## Housing Affordability Snapshot



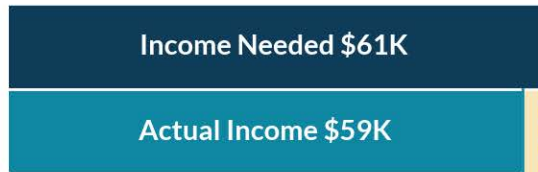
Sunrise County  
Economic Council

### Median Home Price



About 4× the local  
median income

### Income to Afford a Home



**A \$2K annual shortfall**  
between income needed and actual

### Who Can Afford a Home?



■ 48% affordable  
■ 52% unaffordable

Source: Maine State Housing homeownership program metrics (2022).

# Calais

## Housing Affordability Snapshot



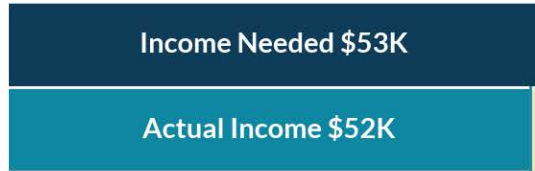
Sunrise County  
Economic Council

### Median Home Price



About 3× the local  
median income

### Income to Afford a Home



**A \$1K annual shortfall**  
between income needed and actual

### Who Can Afford a Home?



■ 49% affordable  
■ 51% unaffordable

Source: Maine State Housing homeownership program metrics (2025).

# Charlotte

## Housing Affordability Snapshot



Sunrise County  
Economic Council

### Median Home Price



About 3× the local  
median income

### Income to Afford a Home



**A \$15K annual surplus**  
income exceeds what's needed

### Who Can Afford a Home?



■ 64% affordable  
■ 36% unaffordable

Source: Maine State Housing homeownership program metrics (2024).

# Cherryfield

## Housing Affordability Snapshot



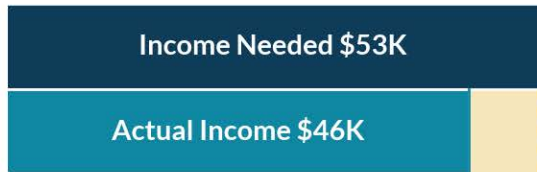
Sunrise County  
Economic Council

### Median Home Price



About 4× the local  
median income

### Income to Afford a Home



**A \$7K annual shortfall**  
between income needed and actual

### Who Can Afford a Home?



■ 46% affordable  
■ 54% unaffordable

Source: Maine State Housing homeownership program metrics (2025).

# Columbia Falls

## Housing Affordability Snapshot



Sunrise County  
Economic Council

### Median Home Price



About 2× the local  
median income

### Income to Afford a Home



**A \$19K annual surplus**  
income exceeds what's needed

### Who Can Afford a Home?



■ 64% affordable  
■ 36% unaffordable

Source: Maine State Housing homeownership program metrics (2024).

# Cutler

## Housing Affordability Snapshot



Sunrise County  
Economic Council

### Median Home Price



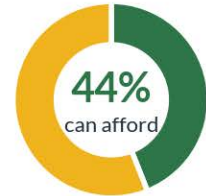
About 3× the local  
median income

### Income to Afford a Home



**A \$14K annual surplus**  
income exceeds what's needed

### Who Can Afford a Home?



■ 44% affordable  
■ 56% unaffordable

Source: Maine State Housing homeownership program metrics (2024).

# Danforth

## Housing Affordability Snapshot



Sunrise County  
Economic Council

### Median Home Price



About 5× the local  
median income

### Income to Afford a Home



**A \$24K annual shortfall**  
between income needed and actual

### Who Can Afford a Home?



■ 18% affordable  
■ 82% unaffordable

Source: Maine State Housing homeownership program metrics (2023).

# Eastport

## Housing Affordability Snapshot



Sunrise County  
Economic Council

### Median Home Price



About 4× the local  
median income

### Income to Afford a Home



**A \$27K annual shortfall**  
between income needed and actual

### Who Can Afford a Home?



■ 35% affordable  
■ 65% unaffordable

Source: Maine State Housing homeownership program metrics (2025).

# East Machias

## Housing Affordability Snapshot



Sunrise County  
Economic Council

### Median Home Price



About 4× the local  
median income

### Income to Afford a Home



**A \$17K annual shortfall**  
between income needed and actual

### Who Can Afford a Home?



■ 37% affordable  
■ 63% unaffordable

Source: Maine State Housing homeownership program metrics (2025).

# Harrington

## Housing Affordability Snapshot



Sunrise County  
Economic Council

### Median Home Price



About 4× the local  
median income

### Income to Afford a Home



**A \$20K annual shortfall**  
between income needed and actual

### Who Can Afford a Home?



■ 38% affordable  
■ 62% unaffordable

Source: Maine State Housing homeownership program metrics (2025).

# Jonesport

## Housing Affordability Snapshot



Sunrise County  
Economic Council

### Median Home Price



About 3× the local  
median income

### Income to Afford a Home



**A \$10K annual shortfall**  
between income needed and actual

### Who Can Afford a Home?



■ 55% affordable  
■ 45% unaffordable

Source: Maine State Housing homeownership program metrics (2025).

# Lubec

## Housing Affordability Snapshot



Sunrise County  
Economic Council

### Median Home Price



About 4× the local  
median income

### Income to Afford a Home



**A \$22K annual shortfall**  
between income needed and actual

### Who Can Afford a Home?



37% affordable  
63% unaffordable

Source: Maine State Housing homeownership program metrics (2025).

# Machias

## Housing Affordability Snapshot



Sunrise County  
Economic Council

### Median Home Price



About 5× the local  
median income

### Income to Afford a Home



**A \$18K annual shortfall**  
between income needed and actual

### Who Can Afford a Home?



36% affordable  
64% unaffordable

Source: Maine State Housing homeownership program metrics (2025).

# Machiasport

## Housing Affordability Snapshot



Sunrise County  
Economic Council

### Median Home Price



About 7× the local  
median income

### Income to Afford a Home



**A \$65K annual shortfall**  
between income needed and actual

### Who Can Afford a Home?



■ 16% affordable  
■ 84% unaffordable

Source: Maine State Housing homeownership program metrics (2025).

# Milbridge

## Housing Affordability Snapshot



Sunrise County  
Economic Council

### Median Home Price



About 4× the local  
median income

### Income to Afford a Home



**A \$19K annual shortfall**  
between income needed and actual

### Who Can Afford a Home?



■ 40% affordable  
■ 60% unaffordable

Source: Maine State Housing homeownership program metrics (2025).

# Pembroke

## Housing Affordability Snapshot



Sunrise County  
Economic Council

### Median Home Price



About 2× the local  
median income

### Income to Afford a Home



**A \$23K annual surplus**  
income exceeds what's needed

### Who Can Afford a Home?



■ 71% affordable  
■ 29% unaffordable

Source: Maine State Housing homeownership program metrics (2025).

# Perry

## Housing Affordability Snapshot



Sunrise County  
Economic Council

### Median Home Price



About 4× the local  
median income

### Income to Afford a Home



**A \$9K annual shortfall**  
between income needed and actual

### Who Can Afford a Home?



■ 44% affordable  
■ 56% unaffordable

Source: Maine State Housing homeownership program metrics (2023).

# Princeton

## Housing Affordability Snapshot



Sunrise County  
Economic Council

### Median Home Price



About 3× the local  
median income

### Income to Afford a Home



**Income meets the median home**  
no affordability gap

### Who Can Afford a Home?



■ 48% affordable  
■ 52% unaffordable

Source: Maine State Housing homeownership program metrics (2025).

# Robbinston

## Housing Affordability Snapshot



Sunrise County  
Economic Council

### Median Home Price



About 3× the local  
median income

### Income to Afford a Home



**A \$14K annual surplus**  
income exceeds what's needed

### Who Can Afford a Home?



■ 20% affordable  
■ 80% unaffordable

Source: Maine State Housing homeownership program metrics (2021).

# Roque Bluffs

## Housing Affordability Snapshot



Sunrise County  
Economic Council

### Median Home Price



About 8× the local  
median income

### Income to Afford a Home



**A \$31K annual shortfall**  
between income needed and actual

### Who Can Afford a Home?



■ 26% affordable  
■ 74% unaffordable

Source: Maine State Housing homeownership program metrics (2021).

# Steuben

## Housing Affordability Snapshot



Sunrise County  
Economic Council

### Median Home Price



About 5× the local  
median income

### Income to Afford a Home



**A \$44K annual shortfall**  
between income needed and actual

### Who Can Afford a Home?



■ 21% affordable  
■ 79% unaffordable

Source: Maine State Housing homeownership program metrics (2025).

# Whiting

## Housing Affordability Snapshot



Sunrise County  
Economic Council

### Median Home Price



About 3× the local  
median income

### Income to Afford a Home



**A \$23K annual surplus**  
income exceeds what's needed

### Who Can Afford a Home?



■ 32% affordable  
■ 68% unaffordable

Source: Maine State Housing homeownership program metrics (2022).